

Products /  **CASTALDI** / DUETTO D20 / D20 DUETTO/T2 / D20/T2-84-2NB-AL

DUETTO D20 D20/T2-84-2NB-AL

TECHNICAL DATA

GENERAL




Item code	D20/T2-84-2NB-AL
Place installation	outdoor
Name	D20 DUETTO/T2 / D20/T2-84-2NB-AL wall mounted
Note	DALI version on request.
Standard colour	AL - aluminium grey (similar to RAL 7040)
Variante colour	GR - graphite satin finish (similar to RAL 7022)
Environments	façades and architectural works, hallway, conference hall, art and culture, leisure areas, places of worship, residential lighting



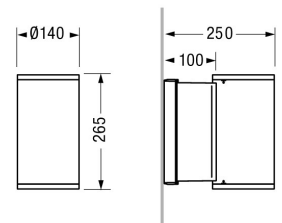
PHYSICAL

Installation type	wall mounted
Mounting type	surface
Painting	Polyester powder coating, with a pluri-processed against corrosion (passed the exposure of over 1500 hours in a saline mist environment).
Screws	AISI 304 stainless steel screws.
Seals	Silicone Rubber.
Body	Control gear box in die-cast, corrosion resistant, aluminium. Extruded aluminium cylinder.



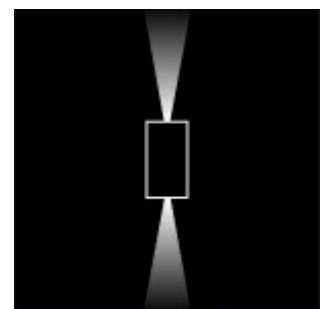
DIMENSIONS

H: Total height device (mm)	265
D: Total diameter device (mm)	140
Weight (kg)	5,2
Volume piece packed (m3)	0,013



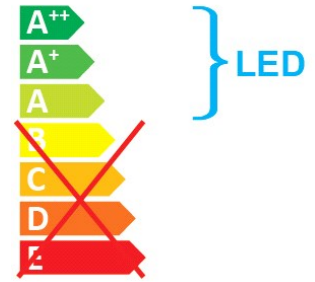
OPTICAL SYSTEMS

Emission	direct/indirect
Opening beam	narrow
Optical System	PC with aluminium coating reflector.
Diffuser	Tempered safety glass - 6 mm thickness, mechanical and thermal shock resistant.



ENERGY SAVING

This luminaire contains built-in LED lamps
The lamps cannot be changed in the luminaire



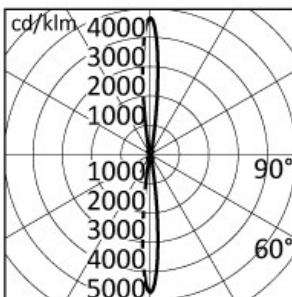
SOURCES

Source Type	Source Power	System Power	Source	Lamp Socket	Sources Temperature Colour	Nominal Flux	Output Flux	Source description
LED COB	-	26,5W	-	-	4000K CRI>80	-	2415 lm	-

ELECTRICAL

Ballast type	Electronic
Mounting ballast type	Integral
Line input	Cable entry with gland for H07RN-F (EN 60598-1) wire with diameter between 7,5 and 12mm.
Voltage	220-240V
Frequency	50-60Hz

PHOTOMETRICS



h (m)	Ø (m)	Y=0.0 α=β=12°	Emed(lx)
10.00	2.15		74
6.00	1.29		204
2.00	0.43		1838
2.00	0.43		1838
6.00	1.29		204
10.00	2.15		74

NORMS / DIRECTIVES

Norms	EN 60598-1, EN 60598-2-1
Directives	2014/35/UE, 2014/30/UE

ACCESSORIES

OPTIONAL ACCESSORIES

Mounting

Accessory code	D20/PD76-AL
Technical description	For models D20 duetto/T2. -AL ALUMINIUM powder painting double pole joint for cylindrical pole Ø76mm.



Accessory code	D20/PS76-AL
Technical description	For models D20 duetto/T2. -AL ALUMINIUM powder painting single pole joint for cylindrical pole Ø76mm.



Optical

Accessory code	D20/LD
Technical description	For models D20 duetto/T2. Diffused beam lens.



Accessory code	D20/LE
Technical description	For models D20 duetto/T2. Elliptical beam lens.

